









Ready,
Respectful,
Safe

Writing Overview – Year 5

Cathcart Street Primary School 2023-2024

		Autumn		Spring		Summer	
		Autumn 1	Autumn 2	Spring 1	Spring 2	Summer 1	Summer 2
Ready, Steady, Write		Unit A: When we Walked on the Moon 	Unit B: FARThER 	Unit C: The Hound of the Baskervilles 	Unit D: The Promise 	Unit E: The Lost Book of Adventure 	Unit F: King Kong 
	Writing Purposes	<ul style="list-style-type: none"> • Narrative: Exploration Narrative • Purpose: To narrate • Recount: Formal Report • Purpose: To recount 	<ul style="list-style-type: none"> • Narrative: Setting Narrative • Purpose: To narrate • Recount: Letter • Purpose: To recount 	<ul style="list-style-type: none"> • Narrative: Cliff hanger Narrative • Purpose: To narrate • Recount: Formal Event Report • Purpose: To inform 	<ul style="list-style-type: none"> • Narrative: Character Narrative • Purpose: To narrate • Instructions: Newspaper • Report Purpose: To recount 	<ul style="list-style-type: none"> • Narrative: Survival Narrative • Purpose: To narrate • Explanation: Survival Guide • Purpose: To explain 	<ul style="list-style-type: none"> • Narrative: Dilemma Narrative • Purpose: To narrate • Discussion: Balanced Argument • Purpose: To discuss
	Grammar Word	Build on previous year & focus on: <ul style="list-style-type: none"> • The difference between vocabulary of informal speech and vocabulary appropriate to formal speech and writing – formal tone 	Build on previous units & focus on: <ul style="list-style-type: none"> • The difference between vocabulary of informal speech and vocabulary appropriate to formal speech and writing – formal tone 	Build on previous units & focus on: <ul style="list-style-type: none"> • The difference between vocabulary of informal speech and vocabulary appropriate to formal speech and writing – formal tone 	Build on previous units & focus on: <ul style="list-style-type: none"> • Verb prefixes re, over, dis • The difference between vocabulary of informal speech and vocabulary appropriate to formal speech and writing – formal tone 	Build on previous units & focus on: <ul style="list-style-type: none"> • Use a thesaurus with confidence Verb prefixes mis, over and de • Transforming nouns and adjectives into verbs 	Build on previous units & focus on: <ul style="list-style-type: none"> • The difference between vocabulary of informal speech and vocabulary appropriate to formal speech and writing – formal tone

	Sentence	<ul style="list-style-type: none">• Build on previous year & focus on:• Indicate degrees of possibility using modal verbs• Understand the difference between structures typical of informal speech and structures appropriate to formal speech in writing, eg the use of the passive form	<ul style="list-style-type: none">• Build on previous units & focus on:• Indicate degrees of possibility using modal verbs	<ul style="list-style-type: none">• Build on previous units & focus on:• Relative clauses beginning with who, which, where, when, whose, that or an omitted relative pronoun• Use commas to clarify meaning and avoid ambiguity• Semi-colons to separate the boundary between independent clauses	<ul style="list-style-type: none">• Build on previous units & focus on:• Indicate degrees of possibility using modal verbs and adverbs	<ul style="list-style-type: none">• Build on previous units & focus on:• Indicate degrees of possibility using adverbs.• Understand the difference between structures typical of informal speech and structures appropriate to formal speech in writing, eg the use of the passive form	<ul style="list-style-type: none">• Build on previous units & focus on:• Relative clauses beginning with who, which, where, when, whose, that or an omitted relative pronoun• Understand the difference between structures typical of informal speech and structures appropriate to formal speech in writing, eg the use of the passive form	
	Text	Build on previous year & focus on: <ul style="list-style-type: none">• Linking ideas across paragraphs, using adverbials	Build on previous units & focus on: <ul style="list-style-type: none">• Linking ideas across paragraphs, using adverbials	Build on previous units & focus on: <ul style="list-style-type: none">• Linking ideas across paragraphs, using adverbials	Build on previous units & focus on: <ul style="list-style-type: none">• Linking ideas across paragraphs, using adverbials	Build on previous units & focus on: <ul style="list-style-type: none">• Linking ideas across paragraphs, using adverbials	Build on previous units & focus on: <ul style="list-style-type: none">• Linking ideas across paragraphs, using adverbials	Build on previous units & focus on: <ul style="list-style-type: none">• Linking ideas across paragraphs, using adverbials• Use a range of devices to build cohesion, eg conjunctions
	Punctuation	Build on previous year & focus on: <ul style="list-style-type: none">• Dashes to mark boundaries between independent clauses	Build on previous units & focus on: <ul style="list-style-type: none">• Commas for parenthesis• Dashes to mark boundaries between independent clauses	Build on previous units & focus on: <ul style="list-style-type: none">• Use hyphens to avoid ambiguity• Semi-colons to mark boundaries between independent clauses• Colons and bullet points	Build on previous units & focus on: <ul style="list-style-type: none">• Use hyphens to avoid ambiguity	Build on previous units & focus on: <ul style="list-style-type: none">• Semi-colons to mark boundaries between independent clauses of equal weighting• Use hyphens to avoid ambiguity• Commas for clarity	Build on previous units & focus on: <ul style="list-style-type: none">• Recap speech punctuation• Brackets for parenthesis	
Terminology for Pupils								
modal verb, relative pronoun, relative clause, parenthesis, bracket, dash, cohesion, ambiguity								